

SILLITIN N 82

Field of application: Paint & Varnish

1. Description

SILLITIN N 82 is a natural combination of corpuscular silica and lamellar kaolinite. These two elements together form a loose structure which offers particular advantages in terms of application possibilities when used as a functional filler.

Characteristics

Appearance		free-flowing powder
Color CIELAB scale:	L*	90.4
	a*	2.9
	b*	17.0
Residue > 40 µm		25 mg/kg
Volatile matter at 105 °C		0.5 %
Density		2.6 g/cm ³
Particle size distribution	D ₅₀	3 µm
	D ₉₇	16 µm
Surface area BET		12 m ² /g
Oil absorption		45 g/100 g
Electrical conductivity		80 µS/cm
Refractive index n		1.55

Packaging

Paper bags		à 25 kg
EVA bags		≤ 20 kg
Big Bags		750 - 1200 kg
Bulk		≤ 25 t

Shelf life

Unlimited if stored properly under dry conditions.



2. Applications

In paint and varnish applications SILLITIN N 82 can be used as a functional filler either on its own or combined with extenders or flattening agents.

Fields of application

- emulsion and silicate paints (exterior and interior emulsion paints)
- industrial paints
- wood and foil coatings
- primers and fillers
- sealing and embedding compounds

It stands out for its excellent dispersion properties and relatively low yield point with a high solids content, high abrasion resistance and very good flattening effect. In unpigmented coatings it achieves good transparency with a strong yellow tinge.

Formulation principle:

solvent-based, solvent-free, water-based

Hardening principle:

all conventional reaction types, also UV-curing

Minimum film thickness:

> 20 µm, less in special cases

Metering:

up to 55 % depending on intended application



3. Benefits

- high filling ratio
- outstanding dispersion behavior
- good pigment dispersion (spacer effect)
- relatively low abrasiveness
- low tendency to settle
- good wet edge strength
- quick drying
- weathering resistance
- breathability
- scratch resistance
- high abrasion resistance
- good transparency
- good flattening effect
- complies with the standards on basic foodstuffs of the BfR and FDA

Comparison of properties

	SILLITIN V	SILLITIN N	SILLITIN Z	SILLIKOLLOID P
Viscosity	•	••	•••	••••
Yield point	•	••	•••	••••
Sedimentation	••••	•••	••	•
Flatting	••••	•••	••	•

• = low •••• = high



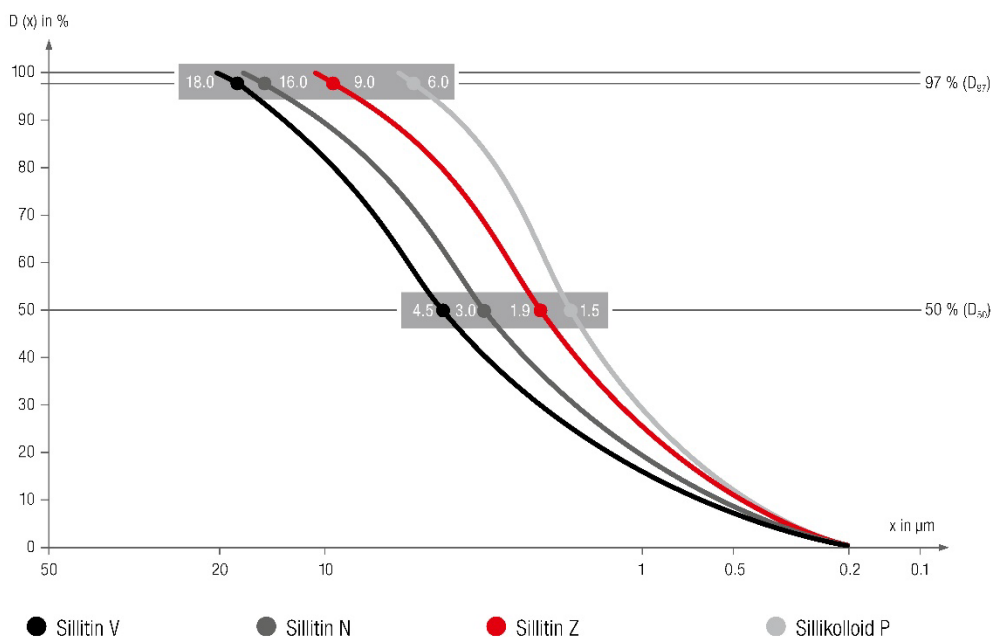
4. Particle size distribution

The measurement method for these particle size distributions is based on the Fraunhofer diffraction spectrum. The analyses were carried out with Mastersizer 3000, a laser apparatus of Malvern.

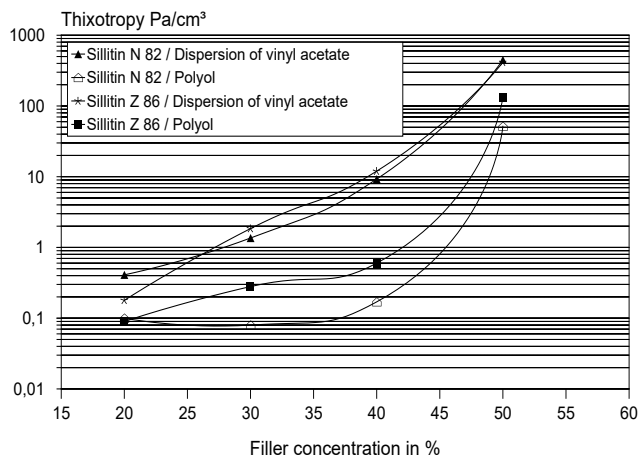
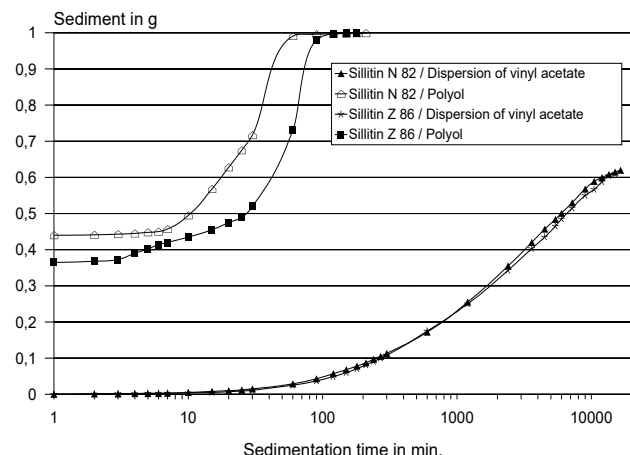
Important:

The data on particle size distribution is highly dependent upon the method used, test preparations and the measuring device itself. As a result the values given may not be directly comparable with those provided by another manufacturer.

If you have any queries please contact us direct.



5. Sedimentation and Rheology



Our applications engineering advice and the information contained in this memorandum are based on experience and are made to the best of our knowledge and belief, they must be regarded however as non-binding advice without guarantee. Working and employment conditions over which we have no control exclude any damage claim arising from the use of our data and recommendations. Furthermore we cannot assume any responsibility for patent infringements, which might result from the use of our information.