Carbon footprint reduction
Improving sustainability in elastomers

General example – EPDM profiles

in phr	CB	NSE	
EPDM: regular or with improved CO_2 footprint	100	100	100
Plasticizer	65	65	65
Carbon black (CB)	135	60	-
Neuburg Siliceous Earth (NSE)	-	155	200
Carbon black [vol.%]	*27*	*11*	*0*

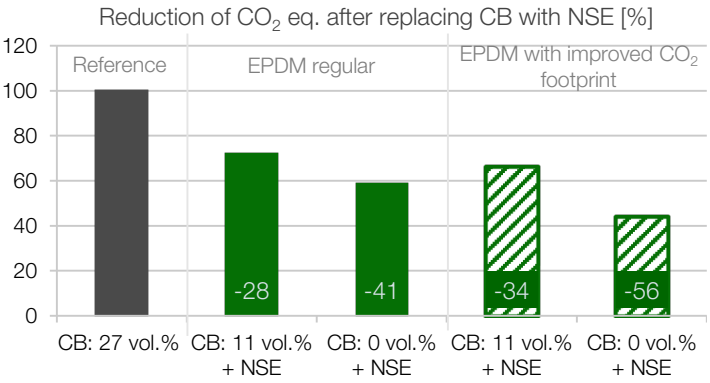



Foamed EPDM car body seal

in phr	CB	NSE	
EPDM	100	100	100
Plasticizer	20	20	20
Carbon black (CB)	110	70	50
Neuburg Siliceous Earth (NSE)	-	120	180
Carbon black [vol.%]	*28*	*16*	*11*

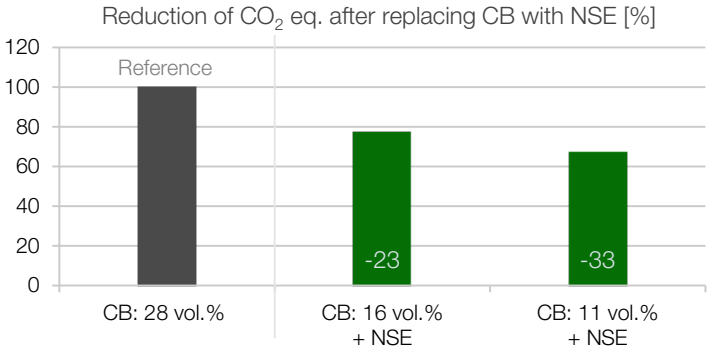

FKM filled with hollow glass microspheres (HGM)

in phr	CB	HGM
Viton GAL-200S	100	100
Zinkoxyd aktiv	3	3
TAIC-70	4.3	4.3
Trigonox 101-50D-pd	2	2
Carbon black N 990 (CB)	30	12
Functionalized 3M™ hollow glass microspheres	-	12

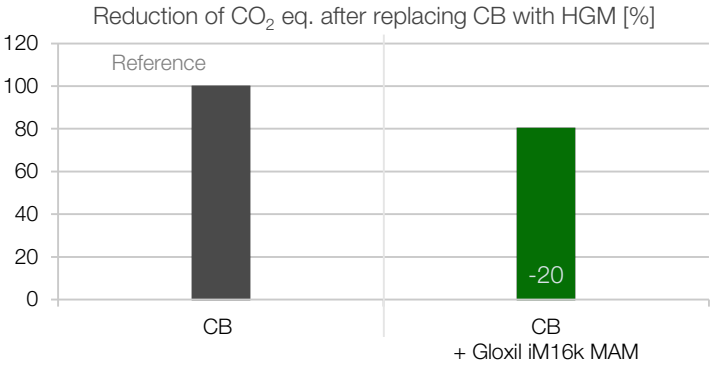

Please click here for more information.